

## ZPMV2.E134044 - Wiring, Printed - Component

## Wiring, Printed - Component

See General Information for Wiring, Printed - Component

**ESSETI SRL**Via Del Lavoro 90  
40050 Argelato, Bo ITALY

E134044




Type	Cond Width		Cond Thk mic(mil)	SS/ DS/ DSO	Max	Solder Limits C	Max Oper Temp C	Flame Class	Meets UL796 DSR	C T I	
	Min mm(in)	Min Edge mm(in)			Area Diam mm(in)						
<b>Metal base single layer printed wiring boards.</b>											
<b>IMS1</b>	0.2 (0.008)	0.2 (0.008)	35 (1.38)	SS	76.2 (3.0)	288	20	120	V-0	All	0
<b>IMS2</b>	0.2 (0.008)	0.2 (0.008)	35 (1.38)	SS	76.2 (3.0)	288	20	120	V-0	All	0
<b>Multilayer printed wiring boards.</b>											
<b>2</b>	0.1 (0.004)	0.1 (0.004)	16.5 (0.65) Int:66	DS	76.2 (3.0)	288	20	120	V-0	All	3
<b>7</b>	0.08 (0.003)	0.15 (0.006)	17 (0.67) Int:175	DS	76 (3.0)	288	20	130	V-0	All	*
<b>MLHTG</b>	0.1 (0.004)	0.1 (0.004)	16.5 (0.65) Int:66	DS	76.2 (3.0)	288	20	130	V-0	All	3
<b>Multi layer</b>	0.08 (0.003)	0.15 (0.006)	17 (0.67) Int:175	DS	76 (3.0)	288	20	130	V-0	All	*
<b>Single layer printed wiring boards.</b>											
<b>1</b>	0.1 (0.004)	0.1 (0.004)	16.5 (0.65)	DS	76.2 (3.0)	288	20	120	V-0	All	*
<b>1A</b>	0.1 (0.004)	0.1 (0.004)	16.5 (0.65)	SS	38.1 (1.5)	260	10	120	V-0	All	*
<b>1B</b>	0.14 (0.006)	0.14 (0.006)	16.5 (0.65)	SS	76.2 (3.0)	288	20	130	V-0	All	*
<b>3</b>	0.2 (0.008)	0.2 (0.008)	35 (1.38)	DS	76.2 (3.0)	288	20	120	V-1	All	3
<b>4</b>	0.14 (0.006)	0.14 (0.006)	16.5 (0.65)	DS	76.2 (3.0)	288	20	130	V-0	All	3
<b>6</b>	0.08 (0.003)	0.15 (0.006)	17 (0.67)	DS	50.8 (2.0)	288	20	130	V-0	All	*
<b>Double side</b>	0.08 (0.003)	0.15 (0.006)	17 (0.67)	DS	50.8 (2.0)	288	20	130	V-0	All	*
<b>SLHTG</b>	0.1 (0.004)	0.1 (0.004)	16.5 (0.65)	DS	76.2 (3.0)	288	20	130	V-0	All	3

DS - Double-Sided

NOTE - A triangle is marked on those products within a given type designation that comply with direct support of current-carrying parts performance level requirements of UL 796. "All" is used to indicate that all base materials under that type designation comply with direct support of current-carrying parts performance level requirement of UL796.

SS - Single-Sided

\* - CTI marking is optional and may be marked on the printed wiring board.

Marking: Company name or trademark  ,  ,  or file number and type designation. May be followed by a suffix to denote factory identification or burning test classification.

Last Updated on 2020-02-28

---

The appearance of a company's name or product in this database does not in itself assure that products so identified have been manufactured under UL's Follow-Up Service. Only those products bearing the UL Mark should be considered to be Certified and covered under UL's Follow-Up Service. Always look for the Mark on the product.

UL permits the reproduction of the material contained in the Online Certification Directory subject to the following conditions: 1. The Guide Information, Assemblies, Constructions, Designs, Systems, and/or Certifications (files) must be presented in their entirety and in a non-misleading manner, without any manipulation of the data (or drawings). 2. The statement "Reprinted from the Online Certifications Directory with permission from UL" must appear adjacent to the extracted material. In addition, the reprinted material must include a copyright notice in the following format: "© 2020 UL LLC"